

*Railing for the good life.*



Transferable Lifetime Limited Warranty • Virtually Maintenance Free





# Welcome

Whether you are looking to make your home impressive, exquisite, or distinctive, PolyRail® Vinyl Railing was designed with these elements in mind. PolyRail® Vinyl Railing also offers you a comfortable feel with a traditional look. Featuring a range of styles, colors, and applications to enhance your vision, just imagine the possibilities. After all, your home is your masterpiece.

## Vinyl Colors

These standard vinyl colors are available in all styles.



White



Tan

## Aluminum Spindle Colors

Verified AAMA 2604-10 Compliant Powder Coating. Upgrade to optional AAMA 2605-11 powder coating available. Custom colors available. These standard aluminum spindle colors are available in all aluminum spindle styles except Eagle.




Satin Black  
DSI 101



Black Fine Texture  
DSI 106



Ninety Bronze  
DSI 131




Bronze Fine Texture  
DSI 107



Clay  
DSI 128



Chocolate  
DSI 124



Speckled Walnut  
DSI 121



Sandy Shore  
DSI 122



White Fine Texture  
DSI 123



Gloss Beige  
DSI 104



Gloss White  
DSI 102



Silver\*  
DSI 125

Colors shown are a close representation of the true color. Please consult actual samples for accurate colors.  
\* 15% upcharge applies to Silver with minimum order



1



2

- 1 Style: Cardinal  
Color: White
- 2 Style: Falcon "A" Series  
Color: White
- 3 Style: Falcon "B" Series  
Color: White Vinyl with Black Fine  
Texture Spindles
- Cover Style: Raven "A" Series  
Color: White
- Back Style: Falcon "A" Series  
Color: Tan

## Table of Contents

Falcon	4-5
Raven	6-7
Cardinal	8-9
Eagle	10-11
T-Bird	12-13
Posts	14-15
Caps & Flairs	16
Rail Mounts	17
Continuous Handrail	18-19





## Falcon Specifications

Railing Heights: 36", 42"

Railing Lengths: 4', 5', 6', 7', 8', 9', 10'

(rail support included with 8', 9', 10')

Stair Rail Lengths: 4', 5', 6', 7', 8', 9', 10'

Standard Vinyl Spindle: 1 3/8" x 1 3/8"

"A" Series Vinyl Spindle: 1 3/8" x 1 3/8"

(42" "A" Series Spindles are Aluminum Reinforced)

Vinyl Spindle Spacing: 3 1/2"

"B" Series Aluminum Spindle: 3/4" Round

Aluminum Spindle Spacing: 3 7/8"

Crossover Railing (optional): Standard Spindles,  
"A" Series Spindles,  
"B" Series Spindles

Crossover Lengths: 10', 12', 14', 16'

(2 rail supports included with 16')

Crossover Stair Railing: Not Available

Chippendale Railing (optional): Standard Spindles

Single Chippendale Lengths: 4', 5', 6', 7', 8', 9', 10'

(rail support included with 8', 9', 10')

Double Chippendale Lengths: 7', 8', 9', 10'

(rail support included with 8', 9', 10')

Chippendale Stair Railing: Not Available

Compliance: ICC-ES ESR-1324 (Up to 8' sections complies with IBC & IRC)



Standard Spindles  
Shown w/Flat Caps



"B" Series Spindles  
Shown w/Trim Caps




Top Rail  
with Aluminum Reinforcement



Bottom Rail  
with Aluminum Reinforcement



Standard "A" Series



"B" Series

Falcon Spindles

1 Style: Falcon "B" Series  
Color: White Vinyl with Black Fine  
Texture Spindles

2 Style: Falcon  
Color: White

➤ Style: Falcon "A" Series  
Color: White





*Falcon*

## *Falcon Railing*

Impressive. You have one opportunity to make that important first impression. A freshly manicured lawn, blooming flowers, and a unique deck, porch, or patio can make your home stand out from the rest. Falcon Railing features an impressively contoured "bread-loaf" shaped top rail along with a variety of spindle options. Falcon Railing - creating an impressive first impression.





*Raven*

## *Raven Railing*

Comfortable. Home is where we go to escape the stresses of the day. Home is where we go to relax before starting all over again. Home is comfort. Raven railing features a comfortably contoured top rail complimented by a variety of spindle options. Raven Railing - bringing you home to comfort.





Top Rail  
with Aluminum Reinforcement



Bottom Rail  
with Aluminum Reinforcement

## Raven Specifications

Railing Heights: 36", 42"

Railing Lengths: 4', 5', 6', 7', 8', 9', 10'  
(rail support included with 7', 8', 9', 10')

Stair Rail Lengths: 4', 5', 6', 7', 8', 9', 10'

Standard Vinyl Spindle:  $\frac{7}{8}$ " x  $1\frac{1}{2}$ "

"A" Series Vinyl Spindle:  $\frac{7}{8}$ " x  $1\frac{1}{2}$ "  
(42" "A" Series spindles reinforced with aluminum)

Vinyl Spindle Spacing:  $2\frac{7}{8}$ "

"B" Series Aluminum Spindle:  $\frac{3}{4}$ " Round

Aluminum Spindle Spacing:  $3\frac{7}{8}$ "

Crossover Railing (optional): Standard Spindles,  
"A" Series Spindles,  
"B" Series Spindles

Crossover Lengths: 10', 12', 14', 16'  
(2 rail supports included with 14' and 16')

Crossover Stair Railing: Not Available

Compliance: ICC-ES ESR-1324 (Up to 7' sections complies with IBC & IRC)



Standard "A" Series "B" Series

Raven Spindles

1 Style: Raven "A" Series  
Color: White

2 Style: Raven "B" Series  
Color: Tan Vinyl with Black Fine Texture Spindles

3 Style: Raven Crossover  
Color: Tan

◀ Style: Raven  
Color: Tan

Made in the USA





## Cardinal Specifications

Railing Heights: 36", 42"

Railing Lengths: 4', 5', 6', 7', 8', 9', 10'  
(rail support included with 8', 9', 10')

Stair Rail Lengths: 4', 5', 6', 7', 8', 9', 10'

Standard Vinyl Spindle:  $\frac{7}{8}$ " x  $1\frac{1}{2}$ "

"A" Series Vinyl Spindle:  $\frac{7}{8}$ " x  $1\frac{1}{2}$ " (42" "A" Series spindles reinforced with aluminum)

Vinyl Spindle Spacing:  $2\frac{7}{8}$ "

"B" Series Aluminum Spindle:  $\frac{3}{4}$ " Round

Aluminum Spindle Spacing:  $3\frac{7}{8}$ "

Crossover Railing (optional): Standard Spindles,  
"A" Series Spindles,  
"B" Series Spindles

Crossover Lengths: 10', 12', 14', 16'  
(2 rail supports included with 16')

Crossover Stair Railing: Not Available

Chippendale Railing (optional): Standard Spindles

Single Chippendale Lengths: 4', 5', 6', 7', 8', 9', 10'  
(rail support included with 8', 9', 10')

Double Chippendale Lengths: 7', 8', 9', 10'  
(rail support included with 8', 9', 10')

Chippendale Stair Railing: Not Available


Compliance: ICC-ES Legacy Report (No. 21-42) Tested up to 8' sections



Top Rail  
with Aluminum Reinforcement



Bottom Rail  
with Aluminum Reinforcement



- 1 Style: Cardinal "B" Series  
Color: Tan Vinyl with Speckled Walnut Spindles
  - 2 Style: Cardinal Crossover  
Color: Tan
  - 3 Style: Cardinal Double Chippendale  
Color: White
  - 4 Style: Cardinal "A" Series  
Color: White
- Style: Cardinal  
Color: White





*Cardinal*

## *Cardinal Railing*

Tradition. From childhood to adulthood, tradition is what unites the two together. Good food, the gathering together of family and friends, and great outdoor experiences are traditions we all know, traditions we all want. Cardinal Railing features a traditional top rail accented by a variety of spindle options. Cardinal Railing - the beginning of new traditions.





*Eagle*

## *Eagle Railing*

Exquisite. You saw the beauty and rare excellence of your home. You carefully sought out your home. Your home is exquisite. Eagle Railing features an exquisitely contoured top rail...a work of art. Eagle Railing - adding unsurpassed elegance.





1



2



3



Top Rail  
with Aluminum Reinforcement



Bottom Rail  
with Aluminum Reinforcement



Eagle Spindles  
42" & 36"

## *Eagle Specifications*

Railing Heights: 36", 42"

Railing Lengths: 4', 5', 6', 7', 8', 9', 10'

(rail support included with 7', 8', 9', 10')

Stair Rail Lengths: 4', 5', 6', 7', 8', 9', 10'

Vinyl Spindle: 1" x 1"

(42" is Aluminum Reinforced)

Vinyl Spindle Spacing: 2 <sup>7</sup>/<sub>8</sub>"

Crossover Railing (optional): Standard Spindles

Crossover Lengths: 10', 12', 14', 16'

(2 rail supports included with 14' and 16')

Crossover Stair Railing: Not Available

Compliance: ICC-ES Legacy Report (No. 21-42, Tested up to 7' sections)

1 Style: Eagle  
Color: White

2 Style: Eagle Crossover  
Color: Tan

3 Style: Eagle  
Color: White

4 Style: Eagle  
Color: White

Made in the USA





## T-Bird Specifications

Railing Heights: 36", 42"

Railing Lengths: 4', 5', 6', 7', 8', 9', 10'  
(rail support included with 8', 9', 10')

Stair Rail Lengths: 4', 5', 6', 7', 8', 9', 10'

Standard Vinyl Spindle: 1 3/8" x 1 3/8"

"A" Series Vinyl Spindle: 1 3/8" x 1 3/8"  
(42" "A" Series Spindles are Aluminum Reinforced)

Vinyl Spindle Spacing: 3 1/2"

"B" Series Aluminum Spindle: 3/4" Round

Aluminum Spindle Spacing: 3 7/8"

Crossover Railing (optional): Standard Spindles,  
"A" Series Spindles,  
"B" Series Spindles

Crossover Lengths: 10', 12', 14', 16'  
(2 rail supports included with 16')

Crossover Stair Railing: Not Available

Chippendale Railing (optional): Standard Spindles  
Single Chippendale Lengths: 4', 5', 6', 7', 8', 9', 10'  
(rail support included with 8', 9', 10')

Double Chippendale Lengths: 7', 8', 9', 10'  
(rail support included with 8', 9', 10')

Chippendale Stair Railing: Not Available



Top Rail  
with Aluminum Reinforcement



Bottom Rail  
with Aluminum Reinforcement



Standard "A" Series "B" Series  
T-Bird Spindles

1 Style: T-Bird "B" Series  
Color: Tan Vinyl with Satin Black Spindles

2 Style: T-Bird  
Color: White

3 Style: T-Bird  
Color: Tan

➤ Style: T-Bird  
Color: Tan



## *T-Bird Railing*

Distinct. Your home is unique. Your home is unquestionably exceptional. Your home is distinct. T-Bird Railing features a distinct "T" shaped top rail creating a "Drink Rail" highlighted with a variety of spindle options. T-Bird Railing - enriched with distinction.



## Vinyl Porch Posts




4"

5"

6"




1



5" Square Posts are Reinforced by Sturdy Corrugated Aluminum



"A" Series and Victorian Support Posts are Reinforced by Sturdy Aluminum




5" Top & Bottom Hurricane Mount for Square Support Post



5" Top & Bottom Hurricane Mounts are Tested for High Wind Loads for 5" "A" Series Post



4" Top & Bottom Post Mount Plates



5" Top & Bottom Post Mount Plates



4"  
"A" Series

5"  
"A" Series

5"  
Victorian

## Vinyl Porch Posts Specifications

	4" Post Sleeve	4" "A" Series Post	5" Post Sleeve	5" Support Post	5" "A" Series Post	5" Victorian Post	6" Post Sleeve
<b>Heights</b>	38", 44", 48", 8', 9', 10'	9'	38", 44", 48", 54", 8', 9', 10'	8', 9', 10'	9', 10'	9'	38", 44", 48", 54", 10'
<b>Load Capacity</b>	Non-Load Bearing w/o Wood Post	3,900 lb.	Non-Load Bearing w/o Wood Post	8' = 12,000 lb.	9' = 8,400 lb.	9' = 8,400 lb.	Non-Load Bearing w/o Wood Post



# Column Clad Post Wraps

The Wood Post Supplies Load Capacity



Fluted Column Clad  
Ratchets to Lock  
Together



The Beautiful Vinyl  
Cladding Will Last  
for Years.



Fluted

Smooth



Smooth Column Clad  
Ratchets to Lock  
Together



Smooth Column Clad  
Wraps Over the Wood  
Post - No Screws  
Needed

- 1 Style: Falcon "A" Series  
Color: White
- 2 Style: Cardinal  
Color: Tan

Fluted Column Clad	Smooth Column Clad
4", 6", 8" (Special Order)	4", 6"
Non-Load Bearing w/o Wood Post	Non-Load Bearing w/o Wood Post


Made in the USA



2

## Adjustable Aluminum Post Mounts

The Adjustable Aluminum Post Mounts can mount on wood, concrete, vinyl, and composite. The Heavy-Duty Aluminum Post Mount complies with IBC and IRC (ICC-ES ESR-1324).



Top View

Powder coated base plates resist corrosion and ACQ wood treatment.



Angle Adjustment Leveling Bolts



Heavy-Duty

Standard

The Adjustable Aluminum Post Mounts used with Post Sleeves and "A" Series Newel Posts.



4" Post Sleeve



Decorative Post  
Caps are Easily  
Attached with  
Vinyl Adhesive



4" "A" Series Newel Post  
(Available in 38", 44", 48", 52")

www.polyrail.com

Posts



## *Vinyl Post Caps*



Flat Cap  
4", 5", 6"



Ball Cap  
4", 5"



Gothic Cap  
4", 5"



Trim Cap  
4", 5"




## *Vinyl Post Flairs*



4" Snap Lock Flair  
(1-piece)



4" Flair  
(2-piece)



6" Decorative Flair  
(1-piece)



5" Flair  
(1-piece)  
Use w/Square Support Posts



5" Decorative Flair  
(4-piece)  
Use w/Decorative Support Posts

























Fluted Column Clad Flair  
(4-piece)



Smooth Column Clad Flair  
(4-piece)



# Hidden Screw Rail Mounts

Eagle/Raven	T-Bird	Falcon	Cardinal
			
Top Rail Mount	Top Rail Mount	Top Rail Mount	Top/Bottom Rail Mount
			
Bottom Rail Mount	Bottom Rail Mount	Bottom Rail Mount	Top/Bottom Stair Mount
			
Top Stair Mount (factory pre-cut)	Top Stair Mount	Top Stair Mount	Top/Bottom Angle Mount
			
Top Stair/Angle Mount (uncut)	Bottom Stair Mount	Bottom Stair Mount	
			
Bottom Stair/Angle Mount	Top/Bottom Angle Mount	Top/Bottom Angle Mount	
			
Top 45° Mount (factory pre-cut)	Top 45° Mount		
			
Bottom 45° Mount (factory pre-cut)	Bottom 45° Mount		

- Style: Cardinal  
Color: Tan
- Style: Falcon "A" Series  
Color: White
- Style: Falcon "A" Series  
Color: White



*Rail Mounts*



# CHR

Continuous Handrail  
**ALUMINUM**



## ADA Compliant Railing System Includes:

- 1 3/8" Aluminum Rail
- 1/8" Collar Ring (to cover splice)
- Strong Internal Connector
- Continuous 180° Handrail Return
- Tapered 1-piece Wall Return
- Beveled Internal End Cap
- Custom Bend Elbows
- Verified AAMA 2604-10 Compliant Powder Coating
- Lifetime Warranty
- Virtually Maintenance Free



Collar Ring  
To Cover Splice



Inside Corner Mount  
Attaches to Post




Wall Mount

## Aluminum Continuous Handrail Colors

Verified AAMA 2604-10 Compliant Powder Coating. Upgrade to optional AAMA 2605-11 powder coating available. Custom colors available.




Satin Black  
DSI 101



Black Fine Texture  
DSI 106



Ninety Bronze  
DSI 131



Bronze Fine Texture  
DSI 107



White Fine Texture  
DSI 123



Clay  
DSI 128

Colors shown are a close representation of the true color. Please consult actual samples for accurate powder coating colors.





1 3/8" Handrail  
Aluminum



Internal Connector  
Aluminum



1/8" Collar Rings  
To Cover Splice



Handrail Return  
180° Elbow



Wall Return



Handrail Elbows  
5°, 31°, 34°, 36° Elbows



Handrail Elbow  
90° Elbow



90° Welded Elbow



Inside Corner Mount  
Attaches to Post




Internal End Cap




Wall Mount



Chocolate  
DSI 124



Speckled Walnut  
DSI 121



Sandy Shore  
DSI 122



Gloss Beige  
DSI 104



Gloss White  
DSI 102



Silver\*  
DSI 125

Colors shown are a close representation of the true color. Please consult actual samples for accurate powder coating colors.  
\* 15% upcharge applies to Silver with minimum order





[www.polyrail.com](http://www.polyrail.com)



Made in the USA

SOLD BY



**Digger  
Specialties  
Inc.**



Manufacturer of  
Verified Components



[www.diggerspecialties.com](http://www.diggerspecialties.com)